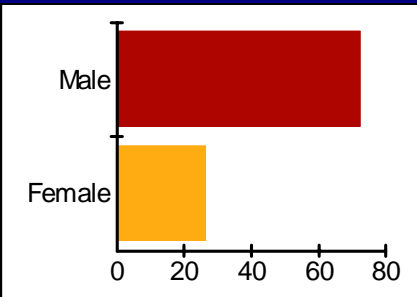


# Sample Report

## Detailed Item Analysis Report

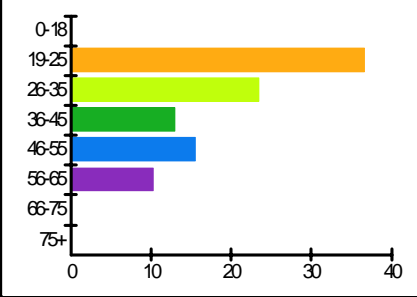
Gender

Mean: 1.27

Response	Value	Freq.	Percent	Cum. Percent	Valid Percent	Cum. Val. Percent	Graph
Male	1.00	27	72.97	72.97	72.97	72.97	
Female	2.00	10	27.03	100.00	27.03	100.00	
Total Valid		37	100.00		100.00		

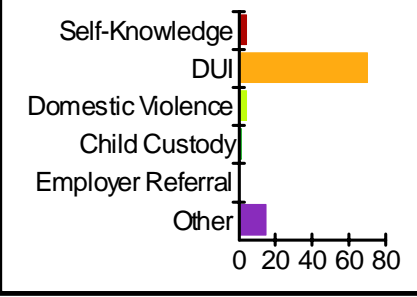
Age

Mean: 3.39

Response	Value	Freq.	Percent	Cum. Percent	Valid Percent	Cum. Val. Percent	Graph
0-18	1.00	0	0.00	0.00	0.00	0.00	
19-25	2.00	14	36.84	36.84	36.84	36.84	
26-35	3.00	9	23.68	60.53	23.68	60.53	
36-45	4.00	5	13.16	73.68	13.16	73.68	
46-55	5.00	6	15.79	89.47	15.79	89.47	
56-65	6.00	4	10.53	100.00	10.53	100.00	
66-75	7.00	0	0.00	100.00	0.00	100.00	
75+	8.00	0	0.00	100.00	0.00	100.00	
Total Valid		38	100.00		100.00		

Assessment Purpose

Mean: 2.68

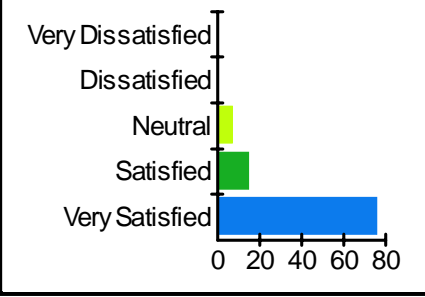
Response	Value	Freq.	Percent	Cum. Percent	Valid Percent	Cum. Val. Percent	Graph
Self-Knowledge	1.00	2	5.26	5.26	5.26	5.26	
DUI	2.00	27	71.05	76.32	71.05	76.32	
Domestic Violence	3.00	2	5.26	81.58	5.26	81.58	
Child Custody	4.00	1	2.63	84.21	2.63	84.21	
Employer Referral	5.00	0	0.00	84.21	0.00	84.21	
Other	6.00	6	15.79	100.00	15.79	100.00	
Total Valid		38	100.00		100.00		

# Sample Report

## Detailed Item Analysis Report

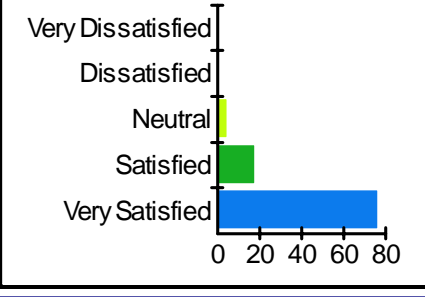
Staff responsiveness to my needs

Mean: 4.68

Response	Value	Freq.	Percent	Cum. Percent	Valid Percent	Cum. Val. Percent	Graph
Very Dissatisfied	1.00	0	0.00	0.00	0.00	0.00	
Dissatisfied	2.00	0	0.00	0.00	0.00	0.00	
Neutral	3.00	3	7.89	7.89	7.89	7.89	
Satisfied	4.00	6	15.79	23.68	15.79	23.68	
Very Satisfied	5.00	29	76.32	100.00	76.32	100.00	
<b>Total Valid</b>		38	100.00			100.00	

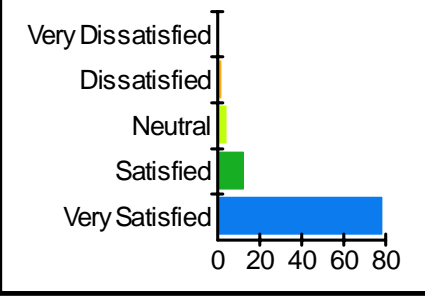
Facility comfort and appearance

Mean: 4.71

Response	Value	Freq.	Percent	Cum. Percent	Valid Percent	Cum. Val. Percent	Graph
Very Dissatisfied	1.00	0	0.00	0.00	0.00	0.00	
Dissatisfied	2.00	0	0.00	0.00	0.00	0.00	
Neutral	3.00	2	5.26	5.26	5.26	5.26	
Satisfied	4.00	7	18.42	23.68	18.42	23.68	
Very Satisfied	5.00	29	76.32	100.00	76.32	100.00	
<b>Total Valid</b>		38	100.00			100.00	

Assessment scheduled promptly

Mean: 4.68

Response	Value	Freq.	Percent	Cum. Percent	Valid Percent	Cum. Val. Percent	Graph
Very Dissatisfied	1.00	0	0.00	0.00	0.00	0.00	
Dissatisfied	2.00	1	2.63	2.63	2.63	2.63	
Neutral	3.00	2	5.26	7.89	5.26	7.89	
Satisfied	4.00	5	13.16	21.05	13.16	21.05	
Very Satisfied	5.00	30	78.95	100.00	78.95	100.00	
<b>Total Valid</b>		38	100.00			100.00	

# Sample Report

## Detailed Item Analysis Report

Staff understanding of my situation

Mean: 4.61

Response	Value	Freq.	Percent	Cum. Percent	Valid Percent	Cum. Val. Percent	Graph
Very Dissatisfied	1.00	1	2.63	2.63	2.63	2.63	
Dissatisfied	2.00	1	2.63	5.26	2.63	5.26	
Neutral	3.00	2	5.26	10.53	5.26	10.53	
Satisfied	4.00	4	10.53	21.05	10.53	21.05	
Very Satisfied	5.00	30	78.95	100.00	78.95	100.00	
<b>Total Valid</b>		38	100.00			100.00	

Findings

Mean: 2.19

Response	Value	Freq.	Percent	Cum. Percent	Valid Percent	Cum. Val. Percent	Graph
Disagree	1.00	2	5.41	5.41	5.41	5.41	
Agree	2.00	26	70.27	75.68	70.27	75.68	
Unsure	3.00	9	24.32	100.00	24.32	100.00	
<b>Total Valid</b>		37	100.00			100.00	

DUIs in 15 Years

Mean: 1.83

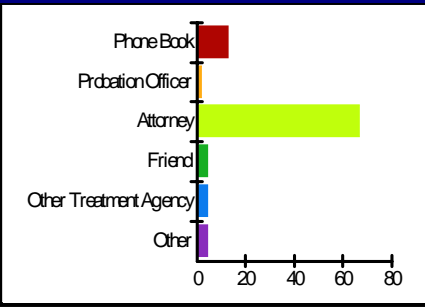
Response	Value	Freq.	Percent	Cum. Percent	Valid Percent	Cum. Val. Percent	Graph
None	1.00	11	30.56	30.56	30.56	30.56	
1	2.00	21	58.33	88.89	58.33	88.89	
2	3.00	3	8.33	97.22	8.33	97.22	
3 or More	4.00	1	2.78	100.00	2.78	100.00	
<b>Total Valid</b>		36	100.00			100.00	

# Sample Report

## Detailed Item Analysis Report

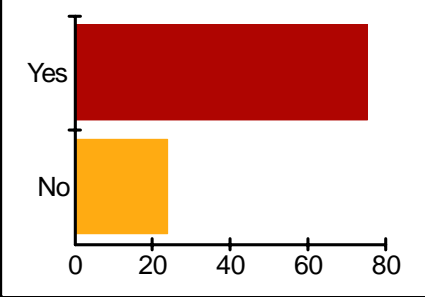
Found Our Agency

Mean: 3.03

Response	Value	Freq.	Percent	Cum. Percent	Valid Percent	Cum. Val. Percent	Graph
Phone Book	1.00	5	13.51	13.51	13.51	13.51	
Probation Officer	2.00	1	2.70	16.22	2.70	16.22	
Attorney	3.00	25	67.57	83.78	67.57	83.78	
Friend	4.00	2	5.41	89.19	5.41	89.19	
Other Treatment Agency	5.00	2	5.41	94.59	5.41	94.59	
Other	6.00	2	5.41	100.00	5.41	100.00	
<b>Total Valid</b>		37	100.00		100.00		

Need to Change

Mean: 1.24

Response	Value	Freq.	Percent	Cum. Percent	Valid Percent	Cum. Val. Percent	Graph
Yes	1.00	28	75.68	75.68	75.68	75.68	
No	2.00	9	24.32	100.00	24.32	100.00	
<b>Total Valid</b>		37	100.00		100.00		